

## Ten Hi-Hat And Ride Cymbal Variations

For Standard Rock Beats

Click on the  icon next to any exercise to hear the sound!

by Neal Busby

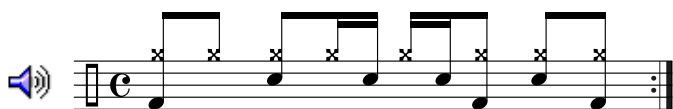
MUSIC KEY	
Open	○
H.H.	×
S.D.	●
B.D.	×
H.H. w/foot	×
R.C.	×
R.C. bell	●

Doing sessions for songwriters can be quite challenging at times. Very often singer/songwriters who compose their own music will present you with finished demos complete with drum machine parts. They can be very adamant about keeping the drum parts they created because of the way the parts flow with the musical changes. Your challenge lies in keeping the existing pattern, but adding some spice and flavor of your own. After all, that's probably why you were hired.

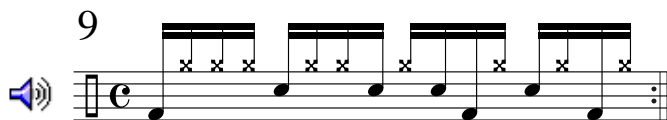

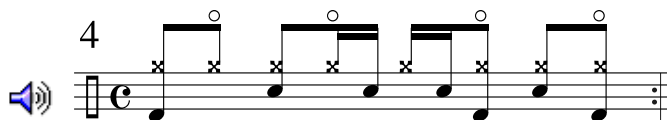
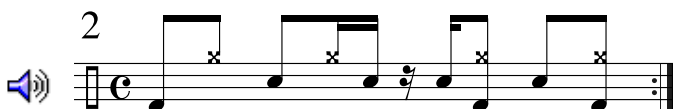

Usually the specific parts of the beat that must be retained center around the kick and snare. These can remain the same for the entire song if necessary. However, we can change the moods from section to section by merely using different ride cymbal and hi-hat variations.

The example beat below is one I've chosen simply as the starting point. *You* should pick any beat you like and try all ten variations with it. Ten additional patterns are shown in the May 2001 issue of *Modern Drummer*.

### Example Beat



### Ten Variations



See the May 2001 *Modern Drummer* for the complete lesson.